

가

2008. 10

(, 가)

< >

.

- 1.
- 2.

.

- 1.
2. ()

.

1. , 217%
3. 4.5%

.

1. 가 ,
- 2.
- 3.

.

1. , ,
- 2.
3. ,

< 1>

< 2> 2008
Manual)

(Food Recall

1.

4

가

가

<

>

4 ()	1
	.가 . . .
	.< 1988.12.31,
	1991.12.14, 1995.12.29, 1998.2.28, 2002.8.26>1.
	가
2. .	가
. ,	가
	.
3. .	가
가	
4. .	가
가	
5. 22 1 5	가
	가
가 .가 .	
6. 15	가 . .
가	가
7.	16 1

가

1)

2)

1)

31 2

31 2() .가 . .
4 (4 6 . 7 4 . 8 9)

58 59

1

가

2)

56

56 (가 4) 6 , 7 4 , 8 , 9 4 , 10 2
11

[1995.12.29](#), [1998.2.28](#), [2000.1.12](#), [2002.8.26](#)>

.< [1991.12.14](#),

22 1 5
가 가

.가 . 가

.< [1988.12.31](#), [1991.12.14](#), [1995.12.29](#), [1998.2.28](#)>

가

가

.< [1991.12.14](#), [1995.12.29](#), [1998.2.28](#)>

1 2

.< [1995.12.29](#)>

1 2

가 3 .<

[1995.12.29](#), [2008.2.29](#)>

2.

가 .

2006	2007	45
126	236%	가 , 2008
2006	287%	가 .

< >

	2006	2007	2008 6	
· (kg)	848,116	1,565,660	723,602	3,137,378
· (kg)	109,662	155,908	97,222	362,792
(%)	12.9	9.9	13.4	11.6

* :

가

가 가 , 가
가 가 .

- , .
, 가 .

- () 2007 27.2%

< ()>

(: %)

'60	94.5	100.8	110.4	33.9	18.9	79.3	100.0	100.0
'70	80.5	93.1	106.3	15.4	18.9	86.1	100.0	96.9
'80	56.0	95.1	57.6	4.8	5.9	35.1	100.0	89.8
'90	43.1	108.3	97.4	0.05	1.9	20.1	95.6	13.9
'00	29.7	102.9	46.9	0.1	0.9	6.8	99.3	5.2
'01	31.1	102.7	77.2	0.1	0.8	7.7	99.1	11.1
'02	30.4	107.0	60.4	0.2	0.7	7.3	99.1	10.2
'03	27.8	97.4	49.8	0.3	0.8	7.3	98.1	12.5
'04	26.9	96.5	54.1	0.4	0.8	7.1	97.1	7.5
'05	29.4	102.0	56.4	0.2	0.9	9.7	98.6	10.8
'06	27.7	98.5	41.7	0.2	0.8	13.6	98.5	10.3
'07	27.2	95.8	36.1	0.4	0.9	7.1	98.5	7.7

:

1.

31 2

31	2()	가
.	.		4 6
.	7	4 . 8	9 4 (
)
.	.	.	.
		.	1
		58	59
1			.
	가		.

가 가 . ,
205 2008 6 , 가
4 .

_____ .

_____ .

_____ .

_____ .

_____ .

< (2005~2008.6) >

					()
	08.6.4	_____	()		09.4.22
	08.6.4	_____	()		09.4.21 4.23 4.24
	05.5.16	_____			05.8.2
	08.5.6	_____			(08.4.30)

:

42	3()	31	2	1
1.	,	.가	(.	.
	(),			,
2.	((既)	
)		
3.					
4.					
5.					
6.					
7.					
	가				
1.			.		가
		.	.	.	
2.	56	2	1		
3.					
	2	2			
		,			가

1. .가 , ,
- 2.
- 3.

2. ()

56

56 () , . , .
 가 4 6 , 7 4 , 8 ,
 9 4 , 10 2 11
 .
 .<
[1991.12.14](#), [1995.12.29](#), [1998.2.28](#), [2000.1.12](#), [2002.8.26](#)>
 22
 1 5 가
 가
 .가 . 가
 .
 .< [1988.12.31](#), [1991.12.14](#), [1995.12.29](#), [1998.2.28](#)>
 가 , . , .
 가 가
 .

1. , 217%

2006	2008 6	,
	355	
	140	3)
가		217%
<hr/>		
2008 4		'
	10.8%	20

<2006 ~2008.6 >

:

	08. 1.23			가	100%	
	08. 2.16				2%	
	08. 3. 5				79%	
	08. 6.11				141%	
	05.1.8				54%	
	05.11. 4				100%	
	06. 5. 8				91%	

3)

	06.2.17				63%	
	06.4.21		C&F	가	1%	
	06.6.15			가	80%	
	07. 11.20	가			68%	
	07. 9. 5		F&C		52%	
	07.12.20			가	42%	
	07.12.21				100%	
	07.12.6	100			41%	
	07.12.6				99%	
	07.9.22				100%	
	08. 1. 2	가			20%	
	08. 1.30	가	2		27%	
	08. 2. 1				48%	
	08. 2. 1				91%	
	08. 2. 1				98%	
	08. 2. 1				99%	
	08. 2. 1				99%	
	08. 2.20			,	36%	

	08. 2.21				17%	
	08.1.4				0%	
	08.2.1			가 ()	0	
	08.2.1			가 ()	100%	
	08.2.26			가	0%	
	08.4.15				36%	
	08.4.18				80%	
	08.4.21				100%	
	08.4.23			가	100%	
	08.4.4				25%	
	07.09.14	()	가		29%	
	07.11.01	()			12%	
	07.7.2				10%	
	07.7.2				100%	
	07.7.2				100%	
	08.01.21	가	FNF ()		100%	
	08.03.04		()		0%	

	08.03.21		F&B ()		36%	
	08.04.11		()	()	78%	
	08.05.07		()	()	60%	
	08.1.21		()		0%	
	08.2.19				62%	
	08.2.21		()		0%	
	2008.02.28		()		45%	
	05.2.1.				100%	
	06.05.30		()	()	34%	
	06.12.04	3			8%	
	07.11.19	가			21%	
	07.5.19				2%	
	07.6.21				100%	
	07.6.21				100%	
	08.02.21				95%	
	08.05.09				1%	
	08.4.18				0%	
	08.4.3			가	24%	
	2007.6.17				38%	
	07.2.27			FDA	94%	

	07.11.6	Small Red Beans	가			41%
	07.12.7			4		53%
	07.3.28					107%
	07.3.29					100%
	07.4.19	10 ()				36%
	07.4.20	(38%)	()			0%
	07.4.20	(38%)	()			1%
	07.4.20	(50%)	()			0%
	07.4.23	(38%)	()			0%
	07.4.26	58 ()				26%
	07.5.16	()				104%
	07.5.23					140%
	07.5.7			DEHP		1%
	07.5.7			DEHP		2%
	07.5.7			DEHP		18%
	07.8.22					3%
	07.9.18					100%
	07.9.27					100%

	07.9.7	38%	()		100%	
	08.1.3	SABA SQUID IN SOYA SOUCE			70%	
	08.2.4			,	1%	
	08.3.18				100%	
	08.3.6				100%	
	08.4.10	()			4%	
	08.4.15	()			0%	
	08.4.2				0%	
	08.6.18			106	65%	
	05.7.12			()	31323%	
	07.11.8				72%	
	08.4.14			()	27%	
	08.4.2			가	57%	
	08.5.6				4%	
	06.3.30				14%	
	07.10.25	PLASTIC			1%	

		HOUSE HOLE ARTICLES ()				
	07.10.25	KITCHEN WARE ()			0%	
	07.10.30	()	가		1%	
	07.11.28	()			68%	
	07.8.20				53%	
	07.9.19				37%	
	08.2.11				0%	
	08.2.11				0%	
	07.1.10	가 ()			29%	
	08.2.28	()			100%	
	08.2.5				100%	
	08.4.2		가	가	1%	
	08.4.3			가	30%	
	07.4.20	34% ()			0%	
	07.4.23	34% ()			0%	
	07.6.22				67%	
	08.3.18				143%	
	08.3.23				14%	
	08.4.16				89%	

	08.4.16					100%
	08.5.6					100%
	06.3.31					14%
	06.4.5					77%
	06.4.6					3%
	06.5.24					78%
	06.5.24		가			98%
	06.6.5					22%
	06.8.21					2%
	07.1.23					0%
	07.1.23					0%
	07.1.23					27%
	07.1.23					1%
	07.1.23					43%
	07.11.19					0%
	07.11.27	mug cup 6				17%
	07.3.19					0%

	07.5.14				0%	
	07.6.8				1%	
	07.6.8				8%	
	07.6.8				40%	
	07.7.16				2%	
	07.8.14				28%	
	07.8.9				1%	
	08.1.30				52%	
	08.2.13				0%	
	08.2.13				0%	
	08.2.15			C	14%	
	08.2.18				2%	
	08.4.22				0%	
	07.9.5	가			2143%	
	08.3.3			()	24%	
	05.5.27			(가)	58%	
		()				
	06.12.8			가	97%	
	06.12.8				100%	

	06.3.30					26%
	06.3.31					71%
	06.4.4					62%
	06.4.6					96%
	06.4.7					967%
	06.5.23					14%
	07.06.11			()		560%
	07.06.26					100%
	07.1.19					0%
	07.1.19					2%
	07.2.16	2				222%
	07.2.6	(가)				118%
	07.2.6	(가)				136%
	07.2.6	(가)				124%
	07.3.26					100%
	07.3.26					100%
	07.3.26					100%
	07.4.24					1%

		()				
	07.5.29	()		()	76%	
	07.6.11			()	100%	
	07.6.11	/		()	119%	
	07.6.11	/ 가	B&F	()	474%	
	08.01.31				9%	
	08.02.05				185%	
	08.02.11				105%	
	08.02.13	()			24%	
	08.02.25		가		1%	
	08.03.14			가	100%	
	08.03.21				11%	
	08.03.27	(가)		()	33%	
	08.04.02	() ()			106%	
	08.04.04	()			100%	
	08.04.04	()			36%	
	08.04.04				7%	

	08.04.25	(3 , ,)	JPL		1%	
	08.05.15	(가)		()	543%	
	07.6.26				68%	
	08.6.24	가			51%	
	05.10.26				100%	
	05.6.18				22%	
	05.7.8				1%	
	05.7.8			'	32%	
	05.8.2	500			3%	
	08.2.13				21%	
	08.2.13				0%	
	08.2.13				3%	
	08.2.13				18%	
	08.2.13				22%	
	08.3.13				4%	
	05.11.5			()	528%	
	08.1.3				100%	
	08.5.14				100%	

		100				
	05.12.22				10%	
	05.2.21				10%	
	05.5.18				29%	
	05.5.9				45%	
	08.4.2				21%	
	07.05.16.				48%	
	07.06.18	가			50%	
	08.3.28				56%	
	08.3.28				19%	
	08.4.18				91%	
	08.5.8				100%	
	08.5.8				100%	
	08.6.18				0%	
	08.6.18				103%	

()

- N	
<p>()</p> <p>- 2008.02.18.</p> <p>“</p> <p>”</p>	<p>N</p> <p>() 가 ,</p> <p>.</p> <p>: 25,719</p> <p>(400g×6) 61,276kg</p> <p>: 2008.1.29 - 2.1</p>
* :	
N ,	,
.	61,276kg
3,096kg	4,434kg
,	가
,	가 7.2%
4	,
10.8%	.

<N 가 >

	()	2008.01.29 - 2008.02.01 (2008.07.28 - 2008.07.31)
	()	-
		N
	()	25,719
	()	25,719
	()	<u>1,290</u>

* : N

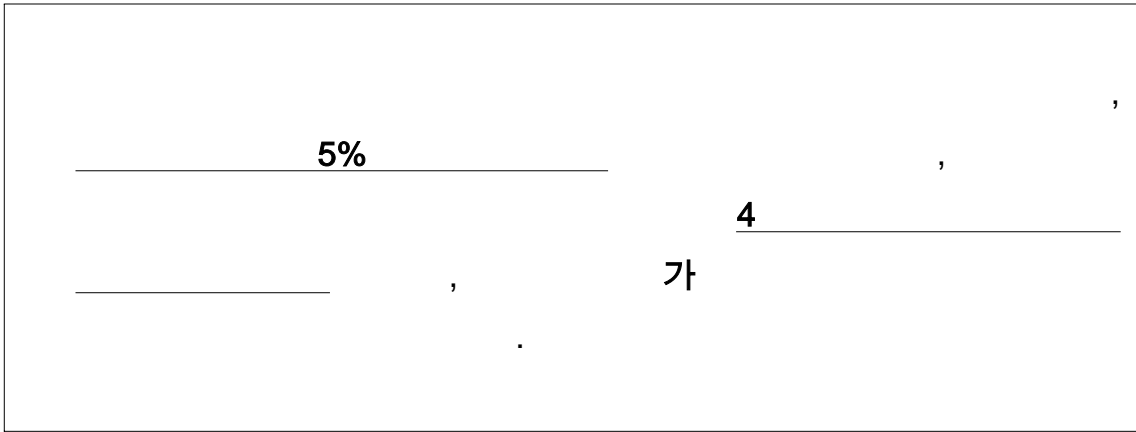
<N 가 >

				1,847	(: 85 <u>3</u>)
25,719	25,719			3	
		<u>1,290</u>	1	1,204	
				3	
			2	643	

- 1 : 2008.03.27-03.28(2)
- 2 : 2008.05.13-05.14(2)
- : (: 2008.1.29-2.1)


: 1,847 3 () **4,434kg**

* : N



2.

4.5%



< 52 2
4) >

(: 2006~2008.6)

			(%)
	2	0	0.0
	10	1	10.0
	5	2	40.0
	3	0	0.0
	15	0	0.0
	4	1	25
	36	7	19.4
	4	0	0.0
	5	2	40.0
	15	1	6.7
	11	0	0.0
	7	0	0.0
	15	1	6.7
	13	0	0.0

* :

4) 56 2(< 2005.1.27> ,

1. 가
2. 31 2
1

(: 2006~2008.6)

			(%)
	63	1	1.6
	65	0	0.0
	5	0	0.0
	20	0	0.0
	7	0	0.0
	50	0	0.0

* :

1. 가 ,

가

,

- , _____
_____ 가 .

- , _____ 가
_____ 가
_____ .

가 , ,
,
.

_____ 가 _____ .

- ‘ , ‘ , ‘ , ‘

가 가 ,

가 .

2.

3.

,
4.5% .

56 2(< 2005.1.27>)

1. 가

2. 31 2

1

.5)

- ' , . .

가

5) 56 2 1 34 (< 2005.7.27>)

1 12 1

1 .< 2005.7.27>1.

2.

3.

4.

5.

6.

7. , 가 .< 2008.2.29>

1

·

1. , ,

가 .

, 가 , ,

·

‘ ’ , .

2.

가 , 가

·

,

·

, 가

.

.

3.

,

,

.

‘

,

■

■

■

가

‘

,

「

56

2」


.

,

가

.

< 1 >



(FD & C Act), (CFR)

FDA (가 FSIS)

FDA

- . 가
- , 가,
- (Enforcement Report)

- (Firm-Initiated Recall)

FDA (FDA FDA

(Weekly FDA Enforcement Report))

- FDA (FDA-Requested Recall)
- 가 가
- , Class
- FDA
- (Embargo) (Seizure)

3 (Class , ,)

- Class : 가 (; , , O157:H7, ,)
- Class : 가 (;

, , , , ,
)
 - Class : 가 (; , ,
)

(Trade Practices Act) (NFA, National
 Food Authority) . (Federal Bureau of
 Consumer Affairs)
 - (Australian
 (Commonwealth) Coordinator)

- (Voluntary Product Recall)
가
- (Compulsory Product Recall)

가
 : 2 (Class ,)
 - Class :
 가 (; , , ,
 O157:H7, ,)
 - Class :

- : , ,
- : , 가 ,
- : , 가

가() 가 (, NFA ,)

'90~'03 598 205 (34%), 138
(23%), 84 (14.0%) .

(FSANZ) , (Food Industry Recall Protocol)

- (Trade Level Recall)
- ,
- (Consumer Level Recall)
- ,
- '07 30 .

- (Voluntary Recall)
- (Mandatory Recall)

- , , , ,

-

가

-

- , , , ()

.

-

, ,

,

.

, , (Food Recall System)

.

Food Code 3.2.2. food safety Practices and General Requirements

- , 가 .

(Listeria monocytogenes)

(Ready - to - eat)

(Ready - to - eat)

- () - ()	/25g	
- ()	100cfu/g	

54

- 가
가 .

1 54

가 6 ()
, 9 (), 10 (가)
, 11 () 2
3 , 16 (), 18 () 2
20 ()
8 () 1
17 () 1

,

, 가 ,

.

63

- (가 , , ,)

- 14 가

2	63
---	----

3

- 3 300

3	71	
1	3	300
1.	6 (62 1 2 .),	
	9 1 10 (62 1 .)	
2.	7 1 3	
3.	54 (66	

)

(62 3

.) 55 (62 1 3

.)

- () 「

()」, 「 ()」

- 가 가

가

- ,

19 1

(1) (withdrawal)

- ‘ , ,

, , .

- 가

-

(2)

- .
 (3)
 - , 가
 ,
 (recall) .

(4) 19 1
 - (, 가 ,) .
 - 가
 ,
 가 .

< Guidance⁶⁾>
 RASFF 가 가
 (가
)
 가 가, 19
 3
) 가 ,
 가 가

19 3
 - 가
 ,
 .

6) Guidance on the implementation of articles 11,12,16,17,18,19 and 20 of Regulation (EC) 178/2002 on General Food Law. Standing Committee on the Food Chain and Animal Health('04.12.20)

< Guidance >

·
· 가
· 가 가 가 가
· 가 ,
·
1 가 .

.

1.

가 56 () 3 가

가. 4 () 6 (.)

8 (.)

. 7 () 4 9 () 4

. 10 () 2 , 22 (가)

. 가 가

2.

가.

1) , ,

2) , ,

1) 1 (Class)

가)

5 ()
3 () 1 「 가
」 가 { (BSE),
, , , 가 , , }
,

5 ()
3 () 2
, , , ,

74 () 53 2(
) , , , ,
,
『 3. “ ”』

가

) (IARC) Group 1

()

) ‘ O157:H7, , ,

)

)

)

)

) ()

)

) 4 () 1 , 2
4 가

) 4 () 6 7

) 6 (.)
, 8 (.)

) 가 . .

3) 3 (Class)

가) (IARC) Group 3

(selenium)

(,)

)

)

)

)

가

10%

(

)

)

)

, , 1

가

)

가

가

가

)

가 가)

)

3

